

Tailor-made breathing



Non-contractual document, product may change at any time / YNT070511-05/2020 - Photos © ALMS - Design/CH4NHHTH

Contact

AIR LIQUIDE MEDICAL SYSTEMS
Parc de Haute Technologie
6, rue Georges Besse
92182 Antony Cedex



Customer service:
+33 179 51 7001

www.device.airliquidehealthcare.com



Air Liquide Healthcare is a world leader in medical gases, home healthcare, hygiene products and healthcare specialty ingredients. It aims to provide customers in the continuum of care from hospital to home with medical products, specialty ingredients and services that contribute to protecting vulnerable lives.

Please read the user manual carefully. Manufactured by Air Liquide Medical Systems SA. Class IIb medical device. CE 0459

Air Liquide Medical Systems is committed to an environmental approach with a quality-environment management system certified ISO 14001:2015. For more information, go and visit our website <https://www.device.airliquidehealthcare.com/our-commitments>

www.device.airliquidehealthcare.com

Meeting your requirements

Monnal T75 is the result of over 30 years experience in artificial patient ventilation. Its wide range of modes and its characteristics make it an ideal unit for the treatment of adult, child or infant patients. This ventilator combines both ease of use and patient comfort. It makes the work of the medical staff easier and can be used even in the most complex situations. The integrated turbine technology provides air autonomy adding enhanced mobility to the ventilator, while ensuring high-quality non-invasive ventilation.



HIGH FLOW OXYGEN THERAPY NON INVASIVE VENTILATION INVASIVE VENTILATION

- ✓ Versatility
- ✓ Ease
- ✓ Comfort
- ✓ Autonomy



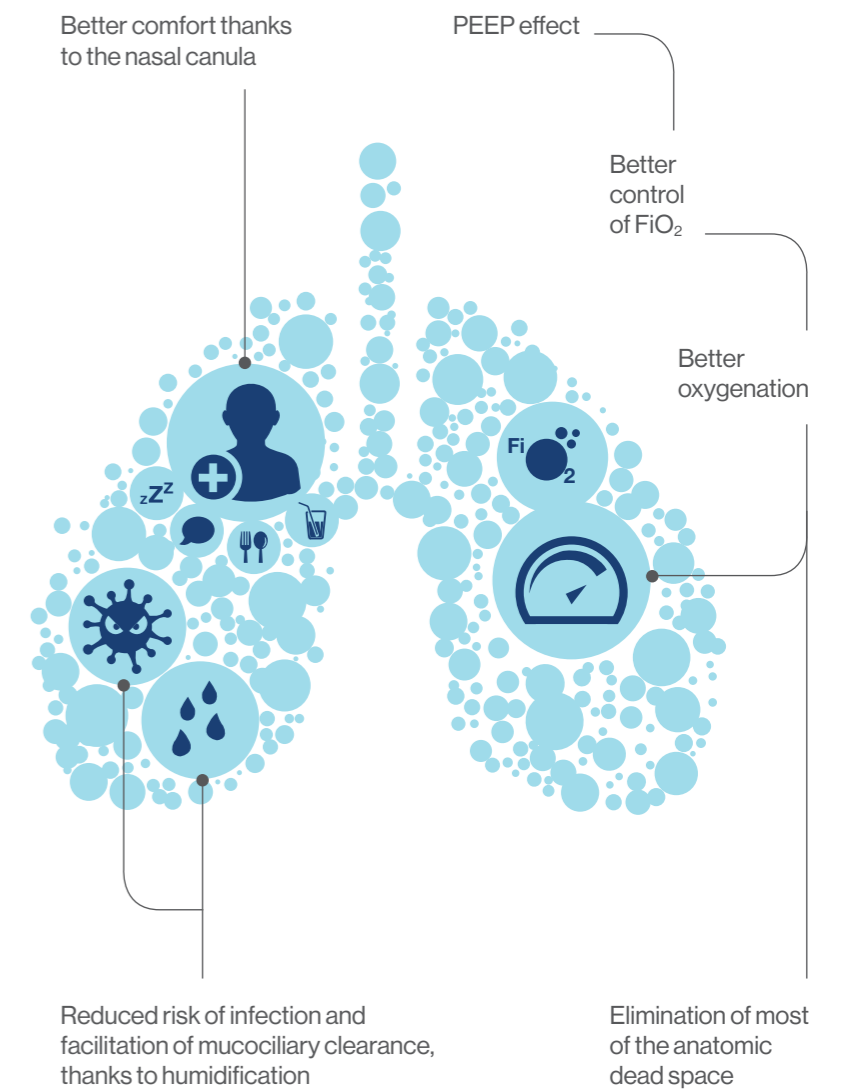
High flow oxygen therapy

O₂ Hypoxaemic patients (non-hypercapnic) Patients with Acute Respiratory Failure

High-Flow Oxygen Therapy delivers an accurate FiO₂ range, while preserving moisture and temperature conditions of the lung similar to spontaneous breathing.

Why use High-flow oxygen therapy?

- ✓ **Optimisation**
Integrated solution for space optimisation
- ✓ **Rapid and secure**
Safe and quick shift between NIV and HFOT session
- ✓ **Simplicity**
Simplifies staff training and focus on patient
- ✓ **Economy**
Unique device for reduced care cost



Non invasive ventilation



COPD*
Pulmonary Edema

Implementing non-invasive ventilation is a decisive step in patient's acceptance of the treatment. Fitting the mask and finding the most comfortable settings for the patient are amongst the challenges faced by physicians.

Patient comfort is optimised with Monnal T75, the ventilator responds immediately to the efforts of patients in severe decompensation, through fine detection of patient triggers.

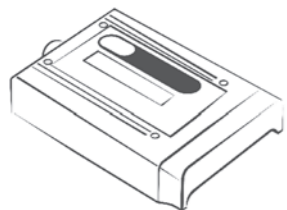
- ✓ Patient comfort
- ✓ Fine detection of patient triggers
- ✓ Leak compensation



* COPD: Chronic Obstructive Pulmonary Disease.
HEPA: High Efficiency Particulate Air.

HEPA* filter Patient protection

The Monnal Clean'In filter is located at the turbine inlet; it protects the ventilator against infections from germs present in the air. The filter also purifies the insufflated air to the patient, as 99.97% of particles are blocked.



Turbine Technology Mobility and air autonomy

The combination of the turbine and the integrated proportional valves generate high flow rates, provide effective leaks management and meet patient needs while operating in a silently environment.



Nebulization Synchronisation with ventilation

Bronchospasms can be managed more effectively using the nebuliser function, which keeps the same ventilation settings and ensures synchronisation of drug distribution during each patient inspiratory cycle.



Invasive ventilation



Acute patients
ARDS*
Trauma patients

Protective ventilation is required for critical patients. Monnal T75 provides support for physicians in their treatment approach, from intubation to weaning and extubation.




Volumetric Capnography Monitoring of Alveolar ventilation

In order to ensure the correct intubation of a patient and also to follow his metabolic progress, Monnal T75 CO₂ sensor uses mainstream technology, providing immediate responses to physicians. This function is used to monitor CO₂ production, lung perfusion and alveolar ventilation with the following parameters: etCO₂, VmCO₂, Vmalv, Vdaw, Vdaw/Vt and CO₂ slope.

Respiration and diagnosis monitoring Caring for critical patients

In a single step, physicians can monitor the changes in their patients' lung mechanics using key functionalities such as Pplat, R&CStat and Auto-peep. Measures such as P0.1, NIF, WOB and f/Vt provide real-time information and, combined with loop curves and volumetric capnography, allow physicians to adjust their ventilation strategy.


* Acute respiratory distress syndrome.



Adult/Infant adaptors



CO₂ Probe



Invasive ventilation (continued)



PS-PRO: A self-adapting mode for patient recovery

- ✓ **Safe**
3 parameters to secure ventilation : Respiratory Rate, Target Vt, PI max
- ✓ **Self-adapting**
From mandatory pressure ventilation to pressure support ventilation
- ✓ **Ease**
Smooth recovery and maximum tolerance of the treatment
- ✓ **Comfort**
Patient is free to breath spontaneously above RRmini

1



The sedated patient leaves the operating theatre

2



The ventilation is controlled depending on his condition

3



The patient wakes up and breathes spontaneously

4



Patient is extubated

Monnal T75 . Technical specifications

Patient category	Adult, child, infant	
Standards	From : 2 to 99 cmH ₂ O / Vt: 20 to 2,000 ml ISO 14971, EN-CEI 61601-1, EN-CEI 60601-2-12	
Settings	Main parameters	Vt (20 to 2,000 ml), RR (4 to 120 Bpm), PI (2 to 99 cmH ₂ O) PS (2 to 40 cmH ₂ O)
	Invasive ventilation modes	VCV, PCV, PRVC, SIMV, PSIMV, PSV, CPAP, PS-Pro, Duo-Levels
	Non invasive ventilation modes	PSV, CPAP, Duo-Levels, APRV
	Safety ventilation	Apnea ventilation, RRmini
Advanced measures	Measures: P0.1, NIF, WOB Inspiratory and expiratory pauses: Rstat, Cstat, Pplat, Auto-PEEP	
Special functions	O ₂ high flow, PS-Pro mode, TC tube compensation, O ₂ intelligent suction, nebulisation	
Monitoring	Volumes	MVe, Vte, Vti, Spont. MVe, Vpeak I, Vpeak E, leak flow (in NIV)
	Pressures	Ppeak, PEEP, Pplat, Pmean
	Respiratory rates	RR, Spont. RR
	Ratios	Ti/Tot, RR/Vt, Spont. index, leak index, I/E
	Loops and waveform presentations	Real-time waveforms: pressure, flow rate, volume, CO ₂ (option)
	Respiratory mechanics	Loops: pressure/volume, volume/flow rate, flow rate/pressure, CO ₂ /Volume
	Gas	Rstat, Cstat, Rdyn, Cdyn, Pplat, Auto-PEEP, RR/Vt
	Event history	FIO ₂ , CO ₂ (option)
	Trends	Chronological list of 200 last triggered alarms and recorded events Stored trend values for up to 80 hours
	Physical specifications	Autonomy of internal battery
Ventilator dimensions		(H)35x(W)30x(D)40 cm
Ventilator weight		16 kg
Screen		Type: flat color touch-screen, TFT-LCD module, Size: 10,4 inches
Pneumatic O ₂ supply		High pressure: 2.8-6 bar / 280-600 kPa / 40-86 psi Low pressure: 0-1.5 bar / 0-150 kPa / 0-21 psi
Computerized systems compatibility	OTP Protocol	Monnal Link
	BOW MEDICAL interface	Communication with DIANE anesthesia sheet
	DATACTOR interface	Numbers of CIS and HIS (www.capsultech.com)
	PHILIPS interface	Vuelink / Intellibridge connexion
Directives	Class IIb device. Manufactured by Air Liquide Medical Systems S.A. CE 0459. Read carefully the user manual	

Monnal T75 accessories

Combines with other value-added accessories that can be purchased separately. Monnal T75 offers a comprehensive solution that can be integrated in the patient's health care pathway.

